






PLATE-IV
DISTRIBUTION OF
SHELLFISH RESOURCES
IN RELATION TO THE
NEW JERSEY
INTRACOSTAL WATERWAY

LITTLE EGG HARBOR TO LONGPORT

LEGEND

-  HARD CLAM - HIGH VALUE COMMERCIAL
-  HARD CLAM - MODERATE VALUE COMMERCIAL
-  HARD CLAM - RECREATIONAL VALUE
-  SOFT CLAM - PRODUCTION AREA
-  OYSTER - SEED PRODUCTION AREA

PREPARED BY THE U.S. DEPARTMENT OF THE INTERIOR, FISH AND WILDLIFE SERVICE, BUREAU OF SPORT FISHERIES AND WILDLIFE, BOSTON, MASSACHUSETTS, BASED ON INFORMATION SUPPLIED BY THE DIVISION OF SHELL FISHERIES, DEPARTMENT OF CONSERVATION AND ECONOMIC DEVELOPMENT, TRENTON, NEW JERSEY - JANUARY, 1963.

