

The Disappearance of the Data Book?

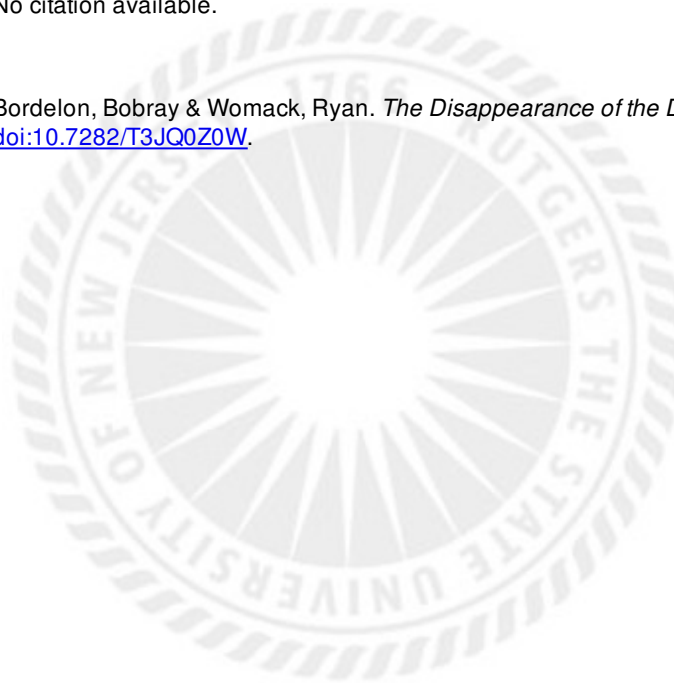
Rutgers University has made this article freely available. Please share how this access benefits you.
Your story matters. [\[https://rucore.libraries.rutgers.edu/rutgers-lib/41272/story/\]](https://rucore.libraries.rutgers.edu/rutgers-lib/41272/story/)

This work is an **UNIDENTIFIED VERSION OF A PUBLISHED WORK**

Citation to Publisher No citation available.

Version:

Citation to *this* Version: Bordelon, Bobray & Womack, Ryan. *The Disappearance of the Data Book?*, 2012. Retrieved from [doi:10.7282/T3JQ0Z0W](https://doi.org/10.7282/T3JQ0Z0W).




Terms of Use: Copyright for scholarly resources published in RUcore is retained by the copyright holder. By virtue of its appearance in this open access medium, you are free to use this resource, with proper attribution, in educational and other non-commercial settings. Other uses, such as reproduction or republication, may require the permission of the copyright holder.

Article begins on next page

The Disappearance of the Data Book?

Bobray Bordelon, Princeton University, and
Ryan Womack, Rutgers University
November 2, 2012
DANJ Annual Conference

Discontinued

- ▶ Statistical Abstract of the United States
 - ▶ State and Metropolitan Area Data Book
 - ▶ County and City Data Book
 - ▶ USA Counties database
 - ▶ Current Industrial Reports
 - ▶ Consolidated Federal Funds Report
 - ▶ Trends in the Well-being of America's Children and Youth
- 

Reaction

- ▶ Barbara Quint, editor of *Searcher*, said
- ▶ “I couldn’t have been more shocked if I had heard that publication of the Bible had been discontinued. For anyone who deals with statistics, StatAbs has always played a biblical role.”
- ▶ *Information Today*, September 2011

Origins of the Statistical Abstract

- ▶ Statistical View of the United States (1854)
- ▶ Statistical Abstract of the United States published mostly annually since 1879 (1878 data)
- ▶ Except for 1884, 1886, 1890, 1923, 1927, 1932, 1943, 1944, 1975, 1982, 2004
- ▶ 2004 is missing due to a numbering change (rather than referring to the year of the data, the year is the year of sale – 2005 edition reports 2004 data).
- ▶ 130th edition (2012) is the final edition
- ▶ Originally Treasury Department publication with more emphasis on commercial statistics

For the full story...

- ▶ Mark Anderson, “One Hundred and Eighty Years of Great Statistical Collections from the US Census Bureau: A Retrospective,” *Reference and User Services Quarterly*, Vol. 52, Issue 1, Fall 2012, pp. 30–32.


20th century

- ▶ 1902 Census Bureau permanently established (previously organized ad hoc every 10 years)
- ▶ 1903 placed under the new Dept. of Commerce and Labor
- ▶ 1903 Stat Ab is the first under Dept. of Commerce
- ▶ Census gradually expanded to answer more questions about the characteristics of communities, reflected in the Stat Ab
- ▶ Led to “spinoff” publications: Cities Supplement, County Data Book (1947) – later combined, State and Metropolitan Area Data Book (1977)


Other Nations

- ▶ 1854 – Statistical Abstract of the United Kingdom (now Annual Abstract)
- ▶ Interestingly, UK's Annual Abstract was commercially published by Palgrave from 2006 to 2011, but is being taken back.
- ▶ Statistisches Jahrbuch Germany 1874
- ▶ Annuaire Statistique de la France 1878
- ▶ Statistical Yearbook of Switzerland 1891
- ▶ Japan, China, India all have annual statistical summaries [which Libraries avidly collect]
- ▶ These are important international awareness tools

US Industry and Trade Outlook

- ▶ The Department of Commerce's International Trade Commission produced this highly respected and authoritative source of industry information, forecasts and projections.
 - ▶ The Dept. decided to cease sole publication in 1994.
 - ▶ With the assistance of McGraw-Hill the publication was revived, but this collaboration lasted only from 1998 to 2000.
- 

The Data Book concept

- ▶ Sources like the County and City Data Book were once essential tools to quickly find demographic information, even through the 1990s
 - ▶ The internet availability of data clearly obviates the need for such publications in print
 - ▶ This has perhaps led to the unfortunate impression that all such “data books” are obsolescent
- 


The loss

- ▶ Sources like the Statistical Abstract represent considerable synthesis and sophisticated reduction of complex information
- ▶ This data collection and presentation is going away [not just the book – the web site too!]
- ▶ For the expert user, much of the information will still be there in one way or another
- ▶ But where is the gateway to the world of statistics? How will high school students get an accurate picture of the nation? How will they begin to learn the scale and scope of data available? The same is true for users in other countries. The cancellation of this small program will have large impacts in the future.

A vicious cycle?

- ▶ Loss of authority, shrinkage of market, diminished product quality
- ▶ Rising prices for commercial substitutes (\$44 → \$179) further reduce demand
- ▶ These can combine to rapidly wind down the market for a publication, as happened before with Industry and Trade Outlook

- ▶ Right of access to government information
 - ▶ I do not approve when information paid for by taxpayers ends up exclusively behind pay walls.

 - ▶ James T. Shaw, “Learning to Live Without a Statistical Abstract”, presentation at NLA/NEMA Annual Conference, Lincoln, Nebraska, October 6, 2011
- 

- ▶ Shaw, “several of the data series feeding into the Consolidated Federal Funds Report look to be absent from USASpending.gov”

“Consolidated Federal Funds Report” (CFFR) & “Federal Aid to States Report” (FAS)

- ▶ Federal Financial Statistics Program terminated with FY 2012 Budget



“Consolidated Federal Funds Report” (CFFR) & “Federal Aid to States Report” (FAS)

- ▶ Items originally not on USASpending.GOV since added:
 - Contracts sub-award (Oct 1, 2010)
 - Grants sub-award (Dec 1, 2010)
 - Small agencies such as NEA originally hidden now broken out
- ▶ Need to use Advanced search for multiple congressional districts
- ▶ More timely, less accurate
- ▶ FAQ – what is missing
 - <http://usaspending.gov/learn?tab=FAQ#27> (salaries & wages; complete documentation, zip code is there but not county)

Sourcebook of Criminal Justice Statistics

SOURCEBOOK OF CRIMINAL JUSTICE STATISTICS

UNIVERSITY AT ALBANY • Hindelang Criminal Justice Research Center

Home Contents Table lists Topics A - Z What's new Focus on: Archive Contact us Help

Sections

- 1 Criminal justice characteristics
- 2 Public opinion
- 3 Crime, victims
- 4 Arrests, seizures
- 5 Courts, prosecution, sentencing
- 6 Parole, jails, prisons, death penalty

terrorism murder
abortion prisoners
suicide law enforcement
immigration identity
theft rape marijuana
legalization public opinion capital
punishment hate crime
US Supreme Court
judges assault guns
juvenile corrections
executions

Notice to users

As of October 19th *Sourcebook* is no longer funded by the Bureau of Justice Statistics.

We are exploring alternatives to keep *Sourcebook* available and to ensure that we continue to provide the most up-to-date and reliable data on criminal justice issues.

The transition from a Federally-funded project to a self-sustainable one involves many challenges. To structure this transition, we *must rely on your feedback*.

Please take a few moments to [complete our survey](#). It will only take 2 minutes of your time and the information we gain will be invaluable.

Thank you.

Please [contact us](#) if you have questions or would like to share your thoughts.

Tables updated:

Latest victimization rates:
Violent crime including domestic violence and property crime

See also--New report
Immigration Enforcement Actions: 2011

In the news

Violent crime jumps 18 percent in 2011, first rise in nearly 20 years

U.S. Supreme Court approval ratings divide along party lines

Ten terror cases since 9/11

Americans' opinions on:

- Immigration
- Gay marriage
- Abortion

Sourcebook of Criminal Justice Statistics

- ▶ Partnership with SUNY–Albany
- ▶ As of October 19th, Sourcebook is no longer funded by the Bureau of Justice Statistics.
- ▶ End of a 40–year partnership with that agency. Survey asks whether we would be willing to subscribe, whether we would like to see ads with the Sourcebook.
- ▶ Counts of crimes are combined with numerous data deriving from polls – perceptions, fear, attitudes, that are collected by the Sourcebook staff from sources such as Gallup.

Sourcebook of Criminal Justice Statistics

- ▶ Table of Contents:
<http://www.albany.edu/sourcebook/toc.html>
- ▶ Source List
<http://www.albany.edu/sourcebook/bib.html>
- ▶ Mixture of private and public sources
- ▶ 544 large pages; Statistical Abstract 80 tables with over 27 pages

Sourcebook of Criminal Justice Statistics – Partial alternative

National Archive of Criminal Justice Data

<http://www.icpsr.umich.edu/icpsrweb/NACJD/index.jsp>



NACJD
NATIONAL ARCHIVE OF CRIMINAL JUSTICE DATA

Log In/Create Account

Download Data | Analyze Data Online | Deposit Data | Publications | About NACJD | Help

DATA RESOURCE GUIDES


- Capital Punishment in the United States
- Chicago Women's Health Risk Study
- Expenditure and Employment for the Criminal Justice System
- Federal Justice Statistics Program
- Geographical Information Systems
- Homicide
- Homicides in Chicago
- Law Enforcement Management and Administrative Statistics
- National Corrections Reporting Program
- National Crime Victimization Survey
- National Incident-Based Reporting System
- National Juvenile Corrections Data
- Project on Human Development in Chicago Neighborhoods (PHDCN)
- Survey of Inmates in State and Federal Correctional Facilities
- Terrorism & Preparedness Data Resource Center (TPDRC)
- Uniform Crime Reporting Program
- Violence Against Women

Our mission: to facilitate research in criminal justice and criminology, through the preservation, enhancement, and sharing of computerized data resources; through the production of original research based on archived data; and through specialized training workshops in quantitative analysis of crime and justice data.

NEWS

- Recent Data Updates and Additions
- Recently Added Citations
- NACJD to exhibit at the American Society of Criminology conference November 14-17, 2012
- CRP and JRFC Data Available for Online Analysis
- NACJD releases CRP and JRFC Data
- "60 Minutes" Features NEI-Funded Study Archived at NACJD
- Procedures changing to request restricted data at NACJD
- NACJD releases Serious and Violent Offender Reentry Initiative


Statistical Abstract goes Commercial



Statistical Abstract goes Commercial

- ▶ Partnership between ProQuest (editorial & online version) & Bernan (print edition)
- ▶ Print: \$179
- ▶ Online:
 - Undiscounted list price range: \$400/year for a school with 3000 or < FTEs to \$1995/year for an ARL.
 - Same price range & same discount policy for public libraries: \$400 for a library with 60,000 or < pop served up to a max of \$1995 for the largest library systems. Remote access by PIN supported.

Statistical Abstract goes Commercial

- ▶ 1420 tables (a few more than last year's edition)
 - ▶ Secured rights to 93% of the copyright tables from last year's edition
 - ▶ Replaced 6 of the 19 lost copyrighted tables with Federal data, for a net loss of 13.
- 

Statistical Abstract goes Commercial – Lost content

Bond ratings for state & city governments (Moody's & Fitch)

Iron and steel industry summary (American Iron & Steel Institute)

Retail trade and food services (Nielsen Claritas)

Shopping Centers, number and area (CoStar)

People Infected with HIV and AIDS–Related Deaths by World Region
(UNAIDS)

Food, alcohol, and tobacco spending by country (Euromonitor)

Fisheries: commercial catch by country (FAO)

Fiber consumption by end–use (Fiber Economics Bureau)

U.S. Consumer Electronic Sales and Forecasts (Consumer Electronics
Association)

Costs of Unintentional Injuries (National Safety Council)

Statistical Abstract goes Commercial – partial losses

- ▶ Some tables combine public & private data and some lines will be omitted.

Number and use of selected media
(Warren Communications)

Money market interest rates and
mortgage rates (iMoney and
Bankrate)

Bond Yields (Moody's)

Statistical Abstract goes Commercial (new content)

- ▶ **By State:**
 - Mortgaged Residential Properties in Negative Equity
 - Mortgage Loan Applications and Lender Denials
 - Same-sex Households by Sex, Partner Status & Presence of Children
- ▶ **By Metropolitan area:**
 - Export-related Employment
 - Workers in Scientific and Technical Jobs
 - Commuters Who Ride Bicycles or Walk to Work, by Sex (number & commuting time)
 - Religious Adherents by Metropolitan Area Status & Religious Groups

What is next to go?

- ▶ Health, United States



- ▶ Digest of Education Statistics



Contact information:

- ▶ **Bobray Bordelon**
 - **bordelon@princeton.edu**
- ▶ **Ryan Womack**
 - **rwomack@rutgers.edu**